

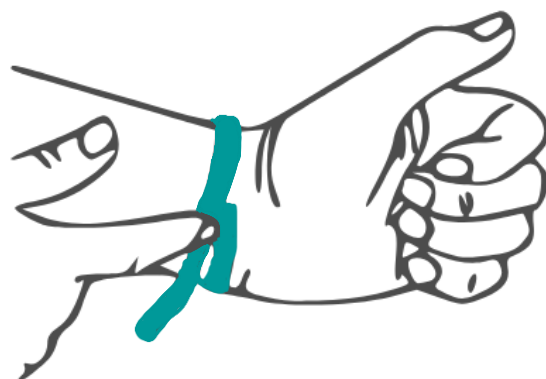
BRACELTE SIZE GUIDE

OPTION 1

Measure your wrist size to know what fits perfectly

Step 1:

Using a string/thread/ribbon, measure your wrist where you wear a bracelet (please consider how loosely you wear your bracelet).

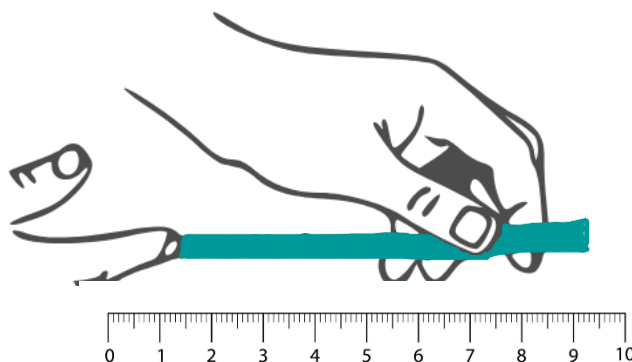


Step 2:

Identify the point where it overlaps to form a full circle.

Step 3:

Take a ruler or measuring tape and measure the exact length in centimeters of the string/ribbon.



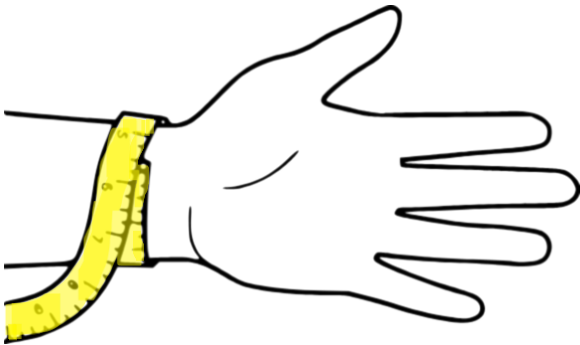
OPTION 2

Step 1:

Take a measuring tape and measure the wrist as loosely as you want the bracelet to be.

Step 2:

Choose the appropriate size from the chart below.



Use the following chart to determine the bracelet size

Size in inches	Size in cms
5	54.8 mm
5.5	57.2 mm
6	59.5 m...
6.5	62.8 mm
7	65.1 mm
7.5	57.2 mm
8	59.5 mm